



NILPA CONSULTANCY

Tel. + 91 (22) 2828 2830, 5627 6362 Fax : 2828 0397
Mobile : 9821424481 Email : nilpacon@vsnl.com

2/B, Shobhana Apartment,
K. V. Road, Off W. S. Road,
Dahisar (E), Mumbai - 400 068.



NILPA CONSULTANCY


Tel. : + 91 (22) 2828 2830, 5627 6362 Fax : 2828 0397
Mobile : 9821424481 Email : nilpacon@vsnl.com

2/B, Shobhana Apartment,
K. V. Road, Off W. S. Road,
Dahisar (E), Mumbai - 400 068.

SPECIFICATIONS :-

| | |
|------------------------------------|--------------------------------------|
| Model No: | SVI-IMG-3D |
| Software | MSU25D |
| Measuring Range | 150 X 100 X 100 |
| Resolution | 0.005 / 0.001 / 0.0005 mm |
| Linear Accuracy | (3+L/200) micron |
| Repeatability | +/- (0.002) mm |
| Vision | 1/3" High Resolution CCD Camera |
| Magnification | Optical Magnification 0.7x - 4.5x |
| Video Edge Detection | Standard |
| Optional Hardware | PC P4 + 17" TFT Monitor |
| Illumination Surface | Fibre Optic / LED |
| Illumination Contour | Halogen Lamp / LED |
| Operation | Manual with Quick Release Knob |
| Base Platform & Column | Metal Base |
| Platform load capacity | 15 kg |
| Power Supply | 220-240 V + /- 5%, 50/60 HZ |
| Motion Control through Joystick | Optional |
| Programmable Light Control | Optional |
| Touch Probe | Optional |
| Non-Linear Error Correction | Optional Optional Optional |


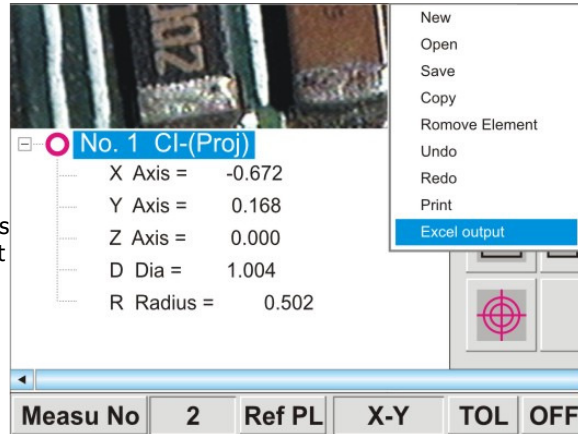
Measuring Software MSU 25D



"THE METROLOGY SOFTWARE FEATURES AND EASY TO USE THAT IMPROVES PROGRAMMING INTERFACE REDUCE AND PRODUCTIVITY SUBJECTIVITY SIMPLIFIES REPETITIVE TASKS.

MS- Excel Report Generator

Just right click on the result display and transfer all the results with graphic display to MS-Excel in a fully customizable report format with coded Pass/ Failfortoleranceparts.



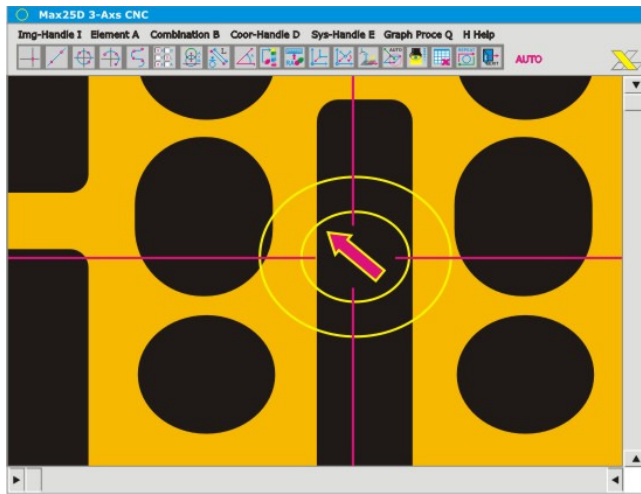
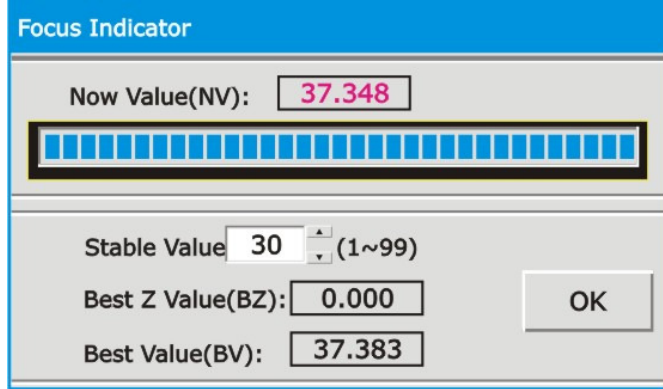
Deviation analysis of point data.

This feature gives you the coordinates of the point taken on the element along Base Platform & Column Metal Base with the form tolerance value of each point. This is very useful to analyze the irregularities on the feature. You can choose the type of result you want – Min, Max or Avg. Also you can have a print out of this report.



Focus Indicator

This will indicate the best focus value and the corresponding Z value to make sure focus is clear before measurement.



Programming & Navigation

This navigation Toolbar guides you what features are to be measured and where is there exact location – Just press the mouse clicks and complete part will be measured.

Click & Measure Top Menu Bar

One Click Menu bar for all geometric measurement, origin setting, axis alignment, MS- excel output & Programming.

